

Saskatoon Photography Club

Capturing Moments, Creating Memories

November 2025

In This Issue

- President's Message
- Upcoming Events
- Christmas Party Details
- Photography Bingo
- Treasure Hunt
- Snap Shots -Triptych
- PSA Information
- CAPA Information
- Celestial Events
- Shutter Shop

Contact

Mayfair United Church
902 – 33rd Street West, Saskatoon,
SK

president@saskatoonphotographyclub.com
(306) 717-3099

Mailing Address:

*Saskatoon Photography Club
PO Box 26044
Saskatoon RPO Lawson Heights
Saskatoon, SK S7K 8C1*

President's Message

Hello everyone,

It's hard to believe we're already into November! The crisp mornings, early sunsets, and changing skies offer us some of the most dramatic photo opportunities of the year. Whether it's the last splash of autumn leaves, frost-covered landscapes, or the cozy glow of indoor photography, this season encourages us to slow down and see beauty in the details.

I'd like to thank everyone who participated in last month's outings and meetings. Your enthusiasm and creativity continue to inspire not only me but the whole club. This month we have some exciting activities planned, and I encourage you to join in, share your work, and connect with fellow members.

As the days get shorter, don't forget that photography doesn't always need perfect light or warm weather—it's often the challenge of the season that sparks the most creative images. So grab your camera, layer up, and embrace the season.

I look forward to seeing your photos and catching up with you at our next meeting.

Happy shooting,
Maurice Vold
President, Saskatoon Photography Club

Calendar of Events

2

NOVEMBER 2025

| SUN | MON | TUE | WED | THU | FRI | SAT |
|-----|-----|-----------------------------|-----|-----------------------------|-----|--------------------------|
| 26 | 27 | 28 | 29 | 30 | 31 | 1 |
| | | | | 7p An Aerial Perspective of | | 7p Submit for Monochrome |
| 2 | 3 | 4 | 5 | 6 | 7 | 8 |
| | | 7p A Walk With Nature with | | 7p Submit for Transportati- | | |
| 9 | 10 | 11 | 12 | 13 | 14 | 15 |
| | | | | | | |
| 16 | 17 | 18 | 19 | 20 | 21 | 22 |
| | | 7p Take Your Aurord Photo | | | | |
| 23 | 24 | 25 | 26 | 27 | 28 | 29 |
| | | 7p Night Photography with | | 7p Submit for Summer Fun | | |
| 30 | 1 | 2 | 3 | 4 | 5 | 6 |
| | | 7p From Photo to Print - Cc | | | | |

DECEMBER 2025

| SUN | MON | TUE | WED | THU | FRI | SAT |
|-----|-----|------------------------------|-----|--------------------------|-----|-----|
| 30 | 1 | 2 | 3 | 4 | 5 | 6 |
| | | 7p From Photo to Print - Cc | | | | |
| 7 | 8 | 9 | 10 | 11 | 12 | 13 |
| | | 8p Christmas Party | | | | |
| 14 | 15 | 16 | 17 | 18 | 19 | 20 |
| | | | | | | |
| 21 | 22 | 23 | 24 | 25 | 26 | 27 |
| | | | | | | |
| 28 | 29 | 30 | 31 | 1 | 2 | 3 |
| | | | | | | |
| 4 | 5 | 6 | 7 | 8 | 9 | 10 |
| | | 7p Fifty-Plus Years of Photc | | 7p Submit for Time Comps | | |

OCTOBER 30, 2025




OCTOBER 28

Guest Speaker

KEVIN DUNN

"An Aerial Perspective of Saskatchewan"

www.saskatoonphotographyclub.com >>>>

NOVEMBER 1, 2025



Submit for Monochrome CAP Competition

CAPA CLUB COMPETITION SUBMISSIONS DUE November 1, 2025 7:00 pm

Submit one digital "Monochrome" entry for the CAPA Club Competition

Submit using Saskatoon Photography Club Submission page.

See CAPA website for details. <https://capacanada.ca/2025-monochrome-competition/>

NOVEMBER 4 2025



NOVEMBER 4

Guest Speaker



**SASKATOON
PHOTOGRAPHY CLUB**

TRENT WATTS

"A Walk With Nature"



www.saskatoonphotographyclub.com



NOVEMBER 6 2025



Submit for "Transportation" Competition

COMPETITION

SUBMISSIONS DUE

November 6, 2025

7:00 pm

NOVEMBER 18 2025





NOVEMBER 18

Guest Speaker

JEANINE HOLOWATUIK

"Take Your Aurora Photography to the Next Level"

 www.saskatoonphotographyclub.com >>>>

NOVEMBER 25, 2025





NOVEMBER 25

Guest Speaker

ROBIN & ARLENE KARPAN

"Night Photography"

 www.saskatoonphotographyclub.com >>>>

NOVEMBER 27, 2025



DECEMBER 2, 2025



DECEMBER 2

Guest Speaker



SASKATOON
PHOTOGRAPHY CLUB

PAUL BERARD

"From Photo to Print -
Colour Space Management"

www.saskatoonphotographyclub.com




DECEMBER 6, 2025

You're Invited to Our Annual Christmas Party!

'Tis the season to be tacky... and tasty!

Join us for a jolly good time at this year's Christmas Party, where the theme is all about **Potluck Fingerfoods & Tacky Christmas Attire**. Wear your most outrageous holiday outfit and bring your favorite bite-sized dish to share!

 Date: December 9, 2025

 Time: 6:00pm


 Location: Mayfair Church

What to Bring:

- A fingerfood dish to share (sweet or savory!)
- Your best worst Christmas outfit — Ugly Christmas Sweater, Santa Hats, Reindeer Antlers, Elf attire, etc
- We will also have a Christmas Gift Exchange for those that want to participate. The gift can be new or gently used, with a value around \$30.
- Your spouse or a guest (optional)
- Your holiday spirit and appetite for fun!

Prizes will be awarded for:

 Tackiest Christmas Attire (People's Choice)

 Most Festive Fingerfood (People's Choice)

Voting Results will be shared for the following (voting link will be sent out soon):

- Treasure Hunt - The Letter "G"
- Summer Fun
- Fall Field Trip

Let's eat, laugh, and celebrate the season together.

We can't wait to see you there — in all your festive glory

Photography Bingo

Every summer we issue a Bingo Card. By playing Photo Bingo, you will be challenged to respond to at least 5 categories that are designed to stretch your creative limits and improve your camera skills. How many categories will you get?



Treasure Hunt

Great opportunities to go out to take great photos with special categories. Members vote on their favorites.

1. The Letter G
2. Green
3. Gallop
4. Goat
5. Guitar

Submissions: one digital image per topic (set of five images must be submitted)

[Deadline: November](#)

Members Vote on Favorites: December (Christmas Party)

Here are Some images from last years Treasure Hunt

1. The Letter F
2. Fire Engine Red
3. Falling
4. Fox
5. Fence



Snapshot Insights

Quote

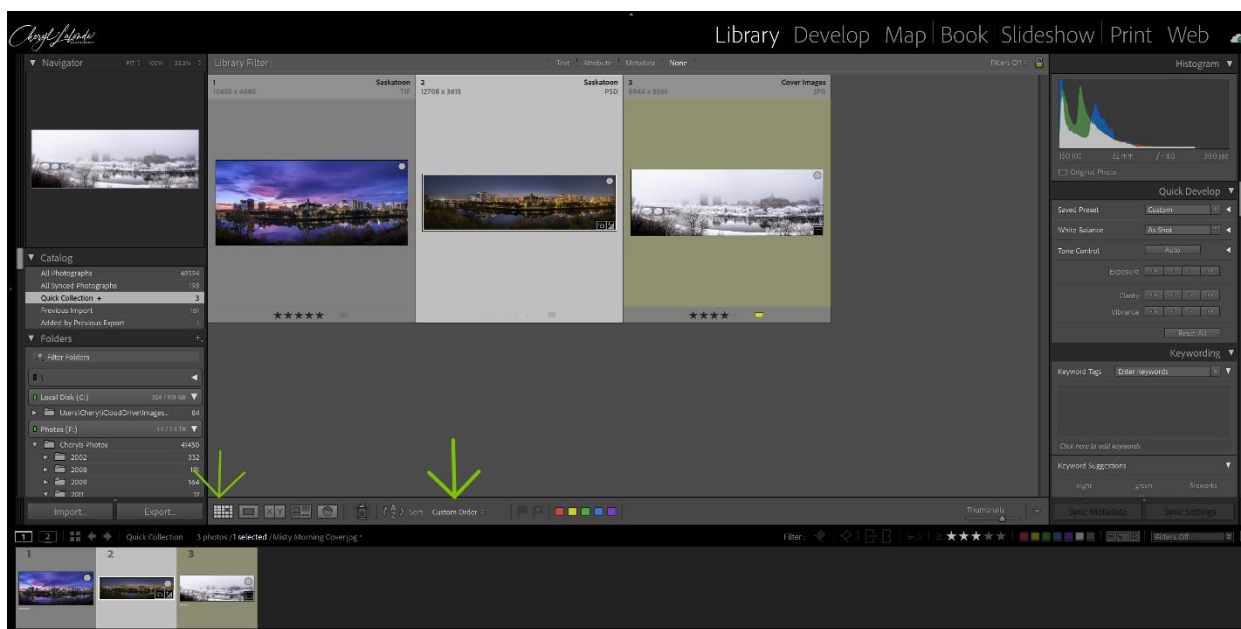
“It is an illusion that photos are made with the camera... they are made with the eye, heart, and head.” ~ Henri Cartier-Bresson

How to Create a Triptych in Lightroom

Creating a triptych in Adobe Lightroom is a fantastic way to showcase a series of three related images in a single, cohesive layout. While Lightroom doesn't offer a dedicated triptych feature in the Develop module, you can easily build one using the Print module. Here's a step-by-step guide to help you craft your own triptych:

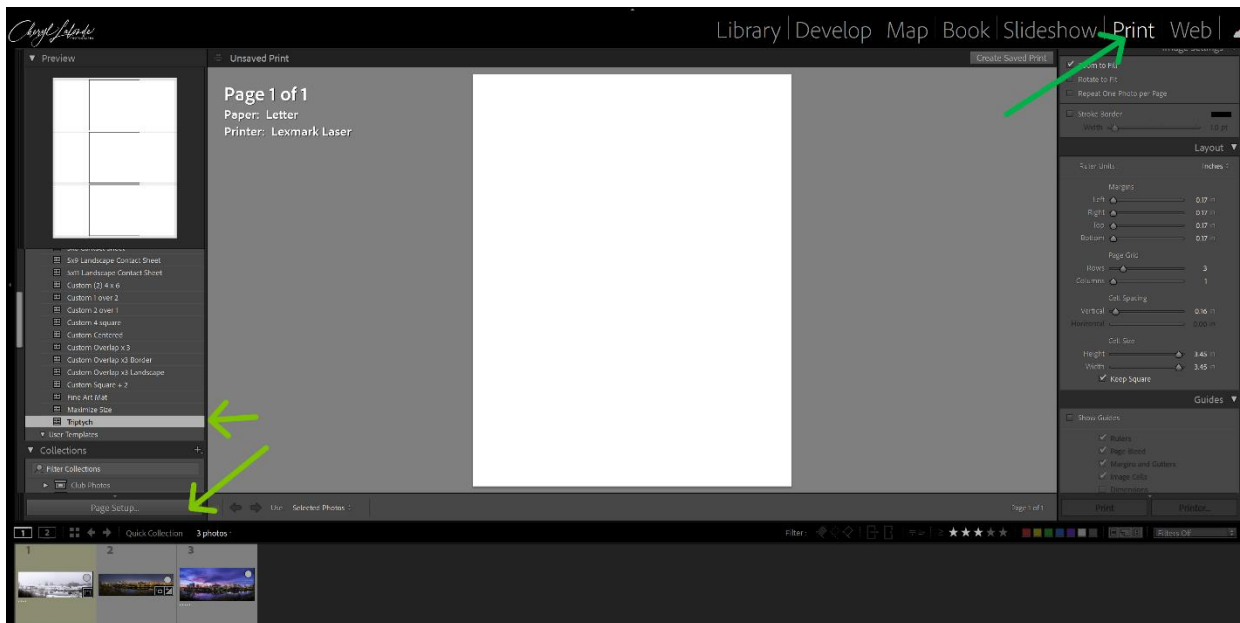
Step 1: Select and Organize Your Photos

- Go to Library module and switch to Grid View.
- Create a new Collection and add the three images you want to use.
- Ensure all images have the same orientation and aspect ratio.
- Choose Custom Sort order.
- Drag to arrange them in the desired order.



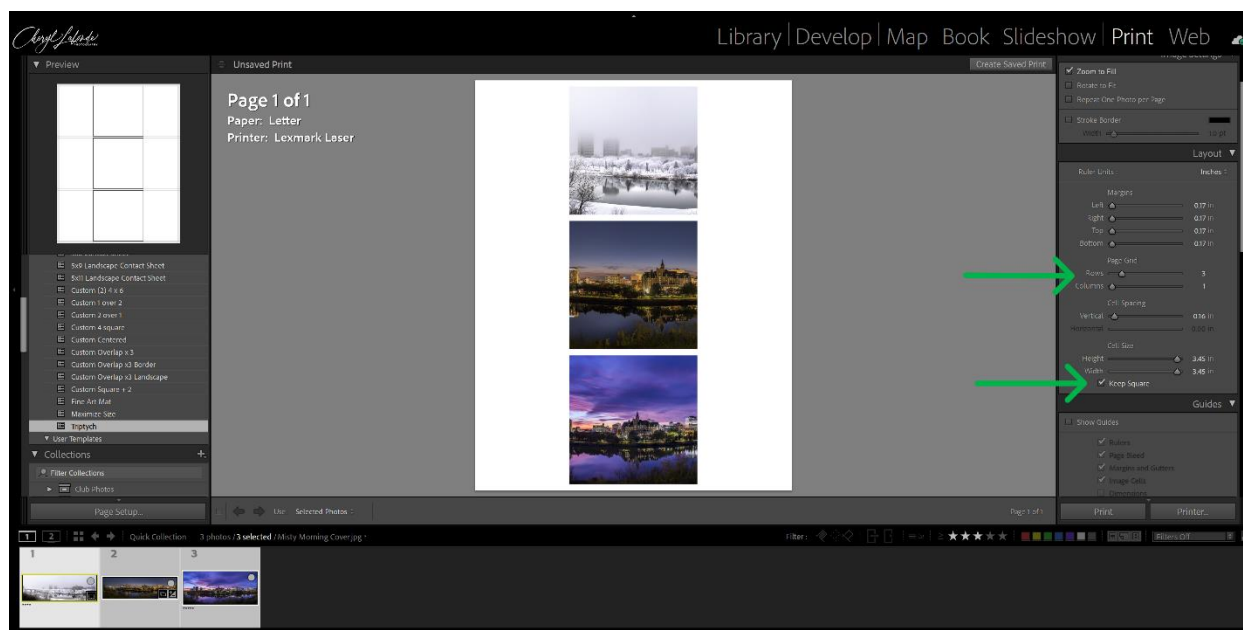
Step 2: Set Up the Print Module

- Switch to the Print module.
- Click Page Setup and choose Landscape or Portrait orientation.
- In the Template Browser, select the Triptych template under Lightroom Templates.



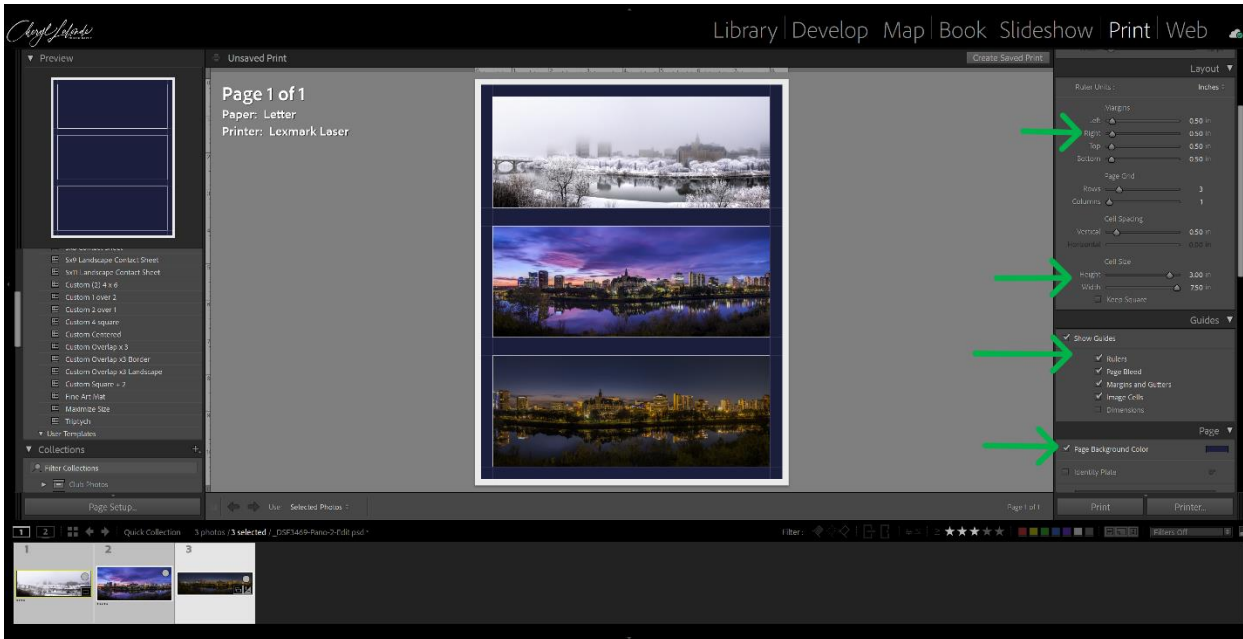
Step 3: Adjust Image Layout

- In Image Settings, uncheck Zoom to Fill.
- In the Layout panel, set:
- Rows to 1
- Columns to 3
- Uncheck Keep Square to maintain original aspect ratios



Step 4: Fine-Tune the Layout

- Enable Show Guides in the Guides panel to visualize margins and spacing.
- Adjust Cell Size sliders to resize all three image cells simultaneously.
- Modify Margins to control spacing around the triptych.
- Choose a border color



Step 5: Preview Without Guides

- Uncheck Show Guides to view the clean layout.
- Make final tweaks to spacing and alignment.

Step 6: Save and Export

- Click Create Saved Print to save your layout within the Collection.
- To export as a JPEG:
- In Print Job panel, set Print To as JPEG File
- Click Print to File, name your file, and choose a save location

Tips for a Stunning Triptych

- Choose images with a common theme or color palette.
- Use symmetry or progression to guide the viewer's eye.

NEXT MONTH..... HOW TO CREATE A TRYPTYCH IN PHOTOSHOP

Happy Snapping!

Cheryl Lalonde
PSA Representative
Saskatoon Photography Club



About PSA

My name is Cheryl Lalonde, and I am the Photographic Society of America Worldwide (PSA) representative for the Saskatoon Photography Club (SPC). The SPC is a club member of PSA. As a club member the SPC has access to many services provided by the PSA. Below is a summary of what PSA offers to club member and Individual Members. I encourage you to visit the PSA website to see everything they have to offer. As an individual member, and I find the PSA to be a wonderful resource for learning and connecting with photographers around the world.

The Photographic Society of America is one of the largest non-profit organizations for photographers and photographic organizations. Established in 1934, we have members in over 60 countries. We are a 501(c)(3) non-profit.

Our Mission

- To promote the art and science of photography as a means of communication, image appreciation, and cultural exchange.
- Provide education, information, inspiration, and opportunity to all persons interested in photography.
- Foster personal growth and expression, creativity, excellence, and ethical conduct in all aspects of photographic endeavor.

Club Benefits

Speakers Bureau

While many of the PSA benefits are designed for individuals, the Speakers Bureau is a helpful aid for clubs. During the pandemic, the PSA Travel Division invented the Presenters Bureau, which provided a list of virtual presentations to clubs not meeting in person. Building on this successful model, PSA changed the name to Speakers Bureau and broadened the scope to include a larger group of presenters and topics to appeal to a wider group of clubs. If you're interested in virtual programs for your club, this service is for you!

The booking procedure is the same: Upon a request to the Director for virtual programs, clubs receive a list of possible topics and select a few that interest them. The Director then sends them the contact information for the appropriate presenters, and the club and presenter(s) take it from there, arranging dates, times, and a possible honorarium. A brief review after the program is requested.

Club competitions

[Free PSA CLUB INTERCLUB COMPETITION - Get your club involved now](#)

Registration is now open for the 2023-2024 Competition Season. Join one or more areas in your club's photographic interest: Color, Monochrome, Nature, Photojournalism, Travel. All competitions have 3 rounds with 6 entries by 6 individuals for each area of interest and are due Nov 15, 2023, Feb 15 and April 15, 2024.

The Interclub Competitions are held three (3) times each year with closing dates of Nov. 15, Feb 15, and April 15, USA Central Time Zone. An End of Year competition is held in June with all Merit images from the 3 Rounds.

- Each club may enter 6 images by different makers.

PSA Journal

Clubs get one hard copy of the Journal. Only individual members have access to the PDF version. The PSA Journal is an important communications link with the membership. It provides significant information that can help members enjoy and grow in their photography through their PSA membership. As a first-year member, the Journal might be especially important for you to understand how to benefit from your membership. You can read the current Journal on the webpage as well as past Journal issues for several years if you are logged into the webpage as a member and click on the "Journal" tab to the right of the PSA Logo near the top of the page.

The Projector

"The Projector" is a newsletter for and about Clubs and Councils. It is published periodically, and an email notifies the Representatives of a new issue. The Projector publishes articles specific to Club and Council activities: Photo Festival information, services for clubs and councils, contest recognitions, contest calendar, interclub deadlines, and PSA representative Information.

Image Analysis Workshop

The Image Analysis Workshop is a 2- to 3-hour workshop offered to PSA-member clubs and councils. It is an introduction to analyzing images and is similar to the online course offered to PSA individual members. The workshop is presented by a trained leader to cover topics such as: what is image analysis; analyzing an image using elements such as impact, composition, lighting, and creativity; and identifying trouble areas such as distractions and split interest. It also covers eye movement.

The workshop is a “hands-on,” interactive course limited to eight active participants and unlimited observers who do not participate in the workshop. The first part of the workshop incorporates example images corresponding to the topic being discussed. Each participant will analyze an image related to the subject just covered. The second part of the workshop uses images submitted by the participants who then discuss and critique each other’s images. This workshop has been an effective tool in providing information to improving one’s photography.

Judging Provided by PSA

PSA assigns judges for the competitions we request a judge for. They will send us the judges information and we can connect with the judge from there.

PSA will need at least 2 weeks lead time to set up a judge. Most clubs give PSA their schedule at the beginning of each year.

PSA will need at least 2 weeks time to complete the judging. Judges will comment on images if you choose, but there is a limit of 30 images for that as it is time consuming for the judge.

There is no cost. This is a service included in your club membership.

We do ask that you give us feedback on the judge.

Website Software Discount

Visual Pursuits is a service from Software Pursuits that provides websites for photography clubs, councils, and other organizations. Competition management and judging software is integrated into this service, which can be used with or without your existing website.

Individual Member Benefits

Online Photography Classes

Online Courses cover topics including photographic history, photography analysis, introduction to Photoshop, still life photography, advanced courses for creating PSA portfolios, and light painting. Courses are frequently added, covering the latest techniques and inspiration.

Study Groups

Study Groups are a popular and important way for members to improve their photography. All members learn in the process, commenting, receiving comments, or seeing and reading comments on the images of others. Members of all experience levels benefit from the process. More advanced members provide others with the benefit of their experience, but they also learn from the process of evaluating the images of others as well as hearing the input of others of all experience levels on their images. This is an opportunity for all members to help other members and receive help in return.

The format varies and you can check the options out online, but the typical process is that members submit an image or images and then there is a period for comments by the other members of the group. In some cases, this is interactive and the maker of the image or others in the group can comment on the comments. Comments are the expressed opinion of the person making the comment. They are not necessarily right or wrong, they are personal opinions. The maker of the image may wish to modify the image based on comments, take no action, or may consider what was suggested with future images.

I have been a member of the PID Digital Dialog study group 19 since 2004. You can visit this group at <http://psadigital.org/group19/> This was basically the first activity within PSA that I joined, and I have enjoyed being active in it ever since. I recently joined a monochrome group, group 64. You can visit these or any of the Digital Dialog groups. I am also a member of the PTD Image Discussion Group 01

You can access information about all division study groups at,

<https://psa-photo.org/page/study-groups>

From this web you will be able to access information on all the division study groups

Webinars

Webinars range from photographing birds to street photography, and everything in-between. Webinars include "how to" subjects specific to PSA including earning distinctions and entering exhibitions. All webinars are always available in the webinar library.

Competitions

Each Division offers individual photographic competitions for individual members.

Travel

Connect with one of the member travel advisors for your next trip.

Division Study and Discussion Groups

With over 100 study & discussion groups, members can find their niche. The groups are small in numbers and for people who enjoy sharing and learning similar photographic interests and skills.

PSA Journal

The PSA Journal is published monthly with articles written by members and industry experts. Articles include "how-to" ideas, techniques, and cover a variety of topics of interests to the photography enthusiast.

Mentors and Consultants

Mentors offer their expertise to PSA members who are looking for different ways and ideas to explore different photographic topics.

Consultants offer consulting services to help navigate PSA activities when applying for Star Ratings, ROPA distinctions, entering and hosting PSA-recognized exhibitions.

Member Discounts

Photo Hosting & Sharing
Camera and Lighting Equipment
KelbyOne
Fine Art Photography Master Class
Software offerings
Destinations

Member Galleries

Galleries are available to all individual members. First year members are spotlighted in their own "First Year Member Gallery. Members who have achieved photographic recognition are showcased in the Distinction Gallery. Members are invited to join the 365-Day Challenge, a daily assignment.



Canadian Association For Photographic Art

Good day to all and welcome to the Saskatoon Photography Club! My name is Cathleen Mewis and I am the club representative for The Saskatoon Photography Club with respect to its' membership in The Canadian Association for Photographic Art or CAPA. For those of you who missed the first meeting of the SPC let me tell you a bit about CAPA...

What is CAPA?

The Canadian Association for Photographic Art is a national organization of Canadian Camera clubs and individual members from Canada and around the world who share a common interest in photography. Club members can be found across Canada with almost 90 member clubs and over 1,300 individual members.

Members range from amateurs to professionals, many of whom are recognized among the best photographers in Canada.

Being a member of the SPC you benefit from some perks from CAPA, including the ability to participate in four (4) CAPA club competitions. You also have access to the monthly CAPA newsletter which contains interesting photography articles and tips as well as to the quarterly Canadian Photography Magazine . You may also submit an article to the magazine for possible publication.

You might also want to consider an individual membership in CAPA which comes with benefits in addition to those provided to club members. Some of these additional benefits include the opportunity to enter 8 individual CAPA competitions each year, the ability to participate in a series of guest speakers retained by CAPA, the opportunity to participate in monthly image critique nights where you can submit an image for critique by the group, and many, many more benefits.

Should you wish to become more familiar with CAPA I have included a link to the website - and encourage you to peruse and familiarize yourself with the association and all of the benefits of membership. CAPA has ALOT to offer a photographer and I encourage you to join – you won't regret it!

<https://capacanada.ca/>

If you have any questions at all about either the membership that our club has in CAPA or about an individual membership feel free to reach out to me!

CAPA Competition for November

The next CAPA competition that the Saskatoon Photography Club will be entering is the **Monochrome** competition. The SPC can enter 6 images to this competition, with each image being from a different SPC member.

For more information on the rules, themes and editing and file size requirements please see the CAPA website for this competition at:

<https://capacanada.ca/2025-monochrome-competition/>

The deadline to submit your one (1) digital image for consideration for this competition will be **November 1, 2025**. Your image may be submitted through the Saskatoon Photography Club website under "submissions" <https://saskatoonphotographyclub.com/submissions/index.php>

I encourage ALL of our members - old AND new - to consider submitting an image for consideration for this competition, as well as to enter our local club competitions. It is sometimes hard to put yourself out there and enter competitions but it is an excellent way to grow and learn with your photography and that's what it's all about!

If any members have questions regarding this or any of the other CAPA club competitions we will be entering, or any aspect of CAPA, please feel free to reach out to me. I'm happy to help!

CAPA Inaugural Photo Walk

On September 20, 2025 the Saskatoon Photography Club participated in the First Annual CAPA Photo Walk. The SPC chose the 2025 Canadian College Rodeo as the venue for its' photo walk and many members took advantage of the beautiful Fall weather to attend and photograph the events at the rodeo. We shall be making a draw from the names of participants of the Photo Walk for the following small prizes:

A traditional gallery 8 x 10 wrapped canvas from London Drugs Saskatoon;

A copy of Freeman Patterson's book "Odysseys – Meditations and Thoughts for a Life's Journey"; and

A \$50.00 gift card from Dutch Growers Saskatoon

Thank you to London Drugs, Saskatoon, Allan Reich, Prairie Zone Director for CAPA and to Dutch Growers Garden Centre, Saskatoon for their generosity in providing us with prizes.

We urge participants at the Photo Walk to submit one (1) image from the outing to the Saskatoon Photography Club website in order to qualify for the draw. The deadline is September 30, 2025 and You can submit your image to this link <https://saskatoonphotographyclub.com/submissions/index.php>





Celestial Events



1/80 sec
ISO 100
f/6.3
566mm

↑ Today

^

▼

November 2025

| Sunday | Monday | Tuesday | Wednesday | Thursday | Friday | Saturday |
|---------------------------------------|-----------------------------------|-------------------------------------|---|--|-------------------------------------|-------------------------------|
| 44 26 Oct | 27 | 28 | 29 10:20 AM 🌒 First Quarter Moon | 30 | 31 | 1 Nov Samhain |
| 45 02 | 03 (Possible) Taurid Fireballs | 04 | 05 7:19 AM 🌕 Super Full Moon (Kartik | 06 | 07 | 08 |
| 46 09 Mercury Retrograde Begins | 10 | 11 11:28 PM 🌔 Third Quarter Moon | 12 | 13 | 14 | 15 |
| 47 16 Leonids Meteor Shower | 17 | 18 | 19 | 20 12:47 AM 🌑 New Moon | 21 | 22 |
| 48 23 | 24 | 25 | 26 | 27 | 28 12:58 AM 🌒 First Quarter Moon | 29 Mercury Retrograde Ends |
| 49 30 | 1 Dec | 02 | 03 | 04 5:14 PM 🌕 Super Full Moon (Bitter) | 05 | 06 |

t

November is the last month in which you can photograph the Galactic Center of the [Milky Way](#).

So you have to take advantage of its reduced visibility time. Another option is to focus on other types of images, such as creating [Star Trails](#).

Fortunately, this year the conditions to photograph the Leonids are very good.

But most importantly, don't miss...

- **The Supermoon on November 5.** It's the first of the two 2025 Supermoons. In addition, the Moon is at its closest point to Earth ("only" 357,777 kms or 222,312 mi away) so it seems larger than normal.
- **The Leonids Meteor Shower on November 16-17.** During those nights the Moon is pretty thin. So you don't have any Moonlight :)
- The **New Moon week (November 19 or 20)** is your last chance to capture the **Galactic Center** of the Milky Way shining in the sky in 2025.
- On **November 21** you can photograph **Uranus at opposition**. It's at its closest approach to Earth and its visible face is completely illuminated by the Sun at a magnitude of 5.6.
- **The Manhattanhenge of November 30.** It's a fantastic spectacle by which the Sun aligns itself during Sunrise with some of the streets that form a grid on the island of Manhattan in New York (USA).

Here you have the complete list of the most important celestial events happening in November 2025.

November 5: Full Moon (Supermoon).

First Supermoon of the year. The Full Moon is at 13:20 UTC.

This Full Moon takes place when it's unusually near to that time of the month when it's closest to Earth – the perigee. I mean, it's "only" 357,777 kms (222,312 mi) away. So the Moon appears slightly larger and brighter than on other occasions. This month it's larger than the Moon's annual mean size. That's why it's called a Supermoon.

Use [PhotoPills](#) to learn how to photograph the [Supermoon](#) in your location ([section 14](#)).

November 10: Conjunction of the Moon and Jupiter.

The Moon passes 3.6° to the north of Jupiter at 07:55 UTC. The Moon is at a magnitude of -12.4, and Jupiter at a magnitude of -2.4. At this time the Moon phase is 70.2%.

November 16-17: Leonids Meteor Shower.

The Meteor Shower runs from November 6 to 30.

But the best night for photographing it is the one between November 16 and 17. The peak is on November 17 at 06:43 UTC with 15 meteors per hour. At this time the Moon phase is 8.0%, so the conditions to enjoy it are very good (there is no Moon).

Use the [Meteor Shower Pill](#) and the [Meteor Shower Layer in the Planner](#) to figure out all the key Meteor Shower info for your location or place you wish to photograph it.

This Meteor Shower is visible and intense in both hemispheres.

Learn how to photograph a meteor shower with our [Meteor Showers guide](#).

November 20: New Moon.

The Moon is between the Earth and the Sun, so the bright side of the Moon is facing away from the Earth. The Moon phase is 0% at 06:48 UTC.

The days around the New Moon are great for photographing the night sky. In November the Galactic Center of the [Milky Way](#) is visible during a shorter period of time. You can also capture [Star Trails](#).

Use [PhotoPills](#) to learn more about the [Milky Way](#) and [Star Trails](#) in your location ([section 14](#)).

November 21: Uranus at opposition.

At 12:17 UTC, Uranus is at its closest approach to Earth and its visible face is completely illuminated by the Sun at a magnitude of 5.6.

It's brighter than at any other time of the year and is visible throughout the night. This is the best time to observe and photograph Uranus.

However, even being at its closest approach to the Earth, you can only distinguish Uranus as a star-shaped spot of light with the naked eye. Use a telescope to see the planet.

November 21: Conjunction of the Moon and Mars.

The Moon passes 4.3° to the south of Mars at 12:30 UTC. The Moon is at a magnitude of -8.0, and Mars at a magnitude of 1.4. At this time the Moon phase is 1.6%.

November 29: Conjunction of the Moon and Saturn.

The Moon passes at 3.5° to the north of Saturn at 19:18 UTC. The Moon is at a magnitude of -12.3, and Saturn at a magnitude of 0.8. At this time the Moon phase is 66.2%.

November 30: Manhattanhenge at Sunrise.

Manhattanhenge occurs when the [Sun](#), at Sunrise, aligns with the grid formed by the streets of Manhattan Island in New York (USA).

On November 29 and 30 the Sun aligns with the streets of Manhattan. But on November 30 it's perfectly aligned. So if the weather conditions are not ideal, you can always try the day before.

The best locations are 14th Street, 34th Street (where the Empire State Building is located), 42nd Street (where the Chrysler Building and Tudor City Bridge are located), 57th Street and 79th Street.

SHUTTER SHOP

Welcome to the shutter shop. This section is reserved for buying and selling your gear/camera equipment. It is not meant to be for selling services or advertising businesses. ISO (in search of) is the equipment wanted section and Flash Sale Finds is the for-sale section. If you have something to list, please email a description, 1 picture and your contact details to president@saskatoonphotographyclub.com.

ISO

Flash Sale Finds