

Saskatoon Photography Club

Capturing Moments, Creating Memories

June 2025

In This Issue

- Welcome
- President's Message
- Upcoming Events
- Photography Bingo
- Year End Competition Winners
- Snapshot Insights
- June Celestial Events

Contact Information

Meetings

Mayfair United Church
902 – 33rd Street West,
Saskatoon, SK

Presidents Email

president@saskatoonphotographyclub.com
(306) 717-3099

Mailing Address

*Saskatoon Photography Club
PO Box 26044
Saskatoon RPO Lawson
Heights
Saskatoon, SK S7K 8C1*

Welcome to the Saskatoon Photography Club's new monthly newsletter. Each newsletter will contain a message from the President, details about upcoming events, recent competition results and a section called Snapshot Insights with tips for photographers. Email me at CLFineArtImages@pm.me with news and events you want to include in the newsletter. The deadline to include information in the next month's newsletter is the first Tuesday of the previous month.

President's Message

As we step into the vibrant summer months, it's time to embrace the golden light, dynamic landscapes, and exciting photography opportunities that await us. Our Summer Fun Competition is in full swing, encouraging members to capture stunning images during our scheduled summer outings. Whether you're exploring the River Landing Photo Walk on May 20, capturing the energy of the Tally Ho Equestrian Event on May 24, St. Brieux Barrel Racing on May 31st, or immersing yourself in the beauty of the Meewasin Trail on June 10, each event is a chance to refine your skills and connect with fellow photographers.

Additionally, our Fall Competition themes—Song Titles and Transportation—offer a creative challenge for those looking to push their artistic boundaries. Let music inspire your lens or capture the essence of movement in all its forms.

We have many more things coming this season and other competitions as well.

I encourage each of you to take advantage of these opportunities, share your work, and engage with our thriving community. Photography is not just about the images we create but the experiences we share. Let's make this summer one to remember!

Happy shooting, Maurice Vold, President, Saskatoon Photography Club

Upcoming Events



Tally Ho Equestrian Event

SUMMER FUN

📅 May 24, 2025

Join Rae McLeod for the Tally Ho Equestrian Event on May 24th. Usually the younger less experienced riders first progress through higher fences and then more experienced riders progress through the day. Rae is more than happy to share what I know and will be there between 8:00 and 9:00 a.m. Stay as long as you like. Event usually ends by 3:00. Same routine on the 25th with a bonus including the Discover Dressage event. Location: East Edge Equestrian Inc. (<https://maps.app.goo.gl/KjYobMimAmxPCbcl7>) just East of Saskatoon.

🕒 Upcoming



St. Brieux Barrel Racing

SUMMER FUN

📅 May 31, 2025

Join Rhea Preete for an opportunity to photograph Barrel Racing, horses and riders. We will meet at the University Heights Safeway parking lot (1860 McOrmond Drive) at 8:00 am on May 31st to car pool out to St. Brieux.

🕒 Upcoming



Meewasin Trail Photo Walk

SUMMER FUN

📅 June 10, 2025

Join Scott Prokop to take the iconic photo of Saskatoon at Sunset from across the river from the Bessborough Hotel. We will be meeting at 820 Saskatchewan Cres East at 7pm to explore the trails and views from the Meewasin Trail.

🕒 Upcoming



Weir Photo Walk

SUMMER FUN

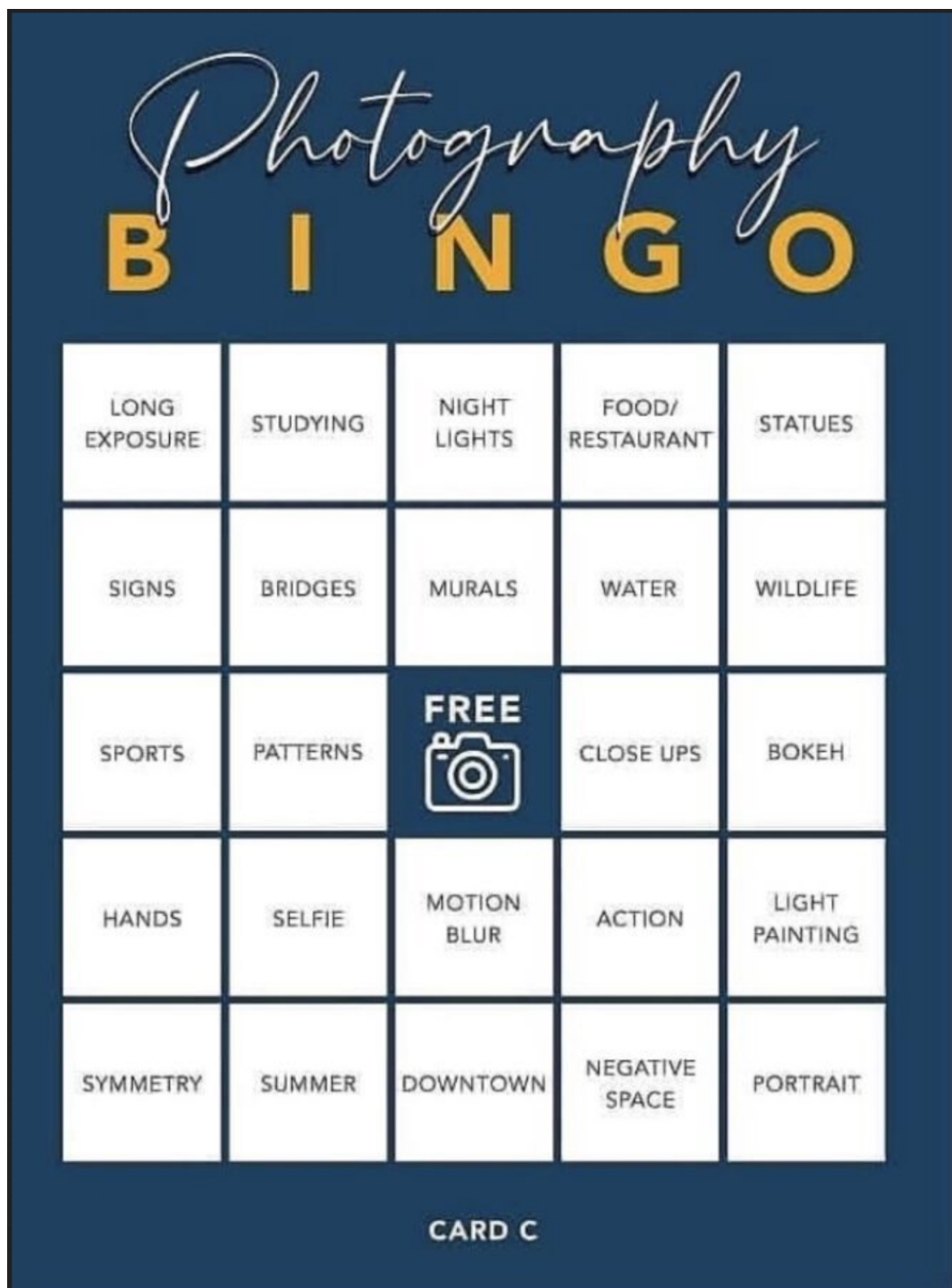
📅 June 24, 2025

Join Scott Prokop to meet at the Weir to take photos of the river, bridge, wier, wildlife and more. We will meet at the parking lot (1190 Spadina Cres East) and explore the area.

🕒 Upcoming

Photography Bingo

Every summer we issue a Bingo Card. By playing Photo Bingo, you will be challenged to respond to at least 5 categories that are designed to stretch your creative limits and improve your camera skills. How many categories will you get?



Year End Competition Winners

Congratulations to all the winners!

DIGITAL

Altered Reality

Winner – Cathleen Mewis for her image “Technicolor King”



Monochrome

Winner – Maurice Roberge for his image “Pure Love”



Pure Love.JPG

Portrait

Ken Greenhorn for his image “Rebel’s Gaze”



Rebels Gaze.JPG

Traditional

Winner – Rae McLeod for his image “Silent Sentinel of the Sea”



Silent Sentinel Of The Sea.JPG

PRINTS

Altered Reality

Winner – Cathleen Mewis for her image ‘The Abstract Peacock’



The Abstract Peacock.JPG

Monochrome

Winner – Cathleen Mewis for her image “Elegy for a Flower”



Elegy For A Flower.JPG

Portrait

Winner – Rae McLeod for his image “Peaking into Christmas Dreams”



Peaking Into Christmas Dreams.JPG

Traditional




Winner – Cathleen Mewis for her image “Cameron Falls”



Cameron Falls.JPG

Photographer of the Year

Ken Greenhorn





Snapshot Insights

Quote

“A good astro-photograph is like a window to the cosmos. It invites us to explore and wonder at the vastness of the universe.” — David Lane

Tips for Photographing the Milky Way

1. Keep in mind the elements you want to photograph. Scout the location thoroughly before taking the images. Try to stay off heavy light-polluted areas.
2. Depending on the type of composition that you want to capture, plan according to the best time of year (March-May → Arch, May-July → Diagonal, August-September → Vertical).
3. Plan your shoot on days of the month with less moonlight. (Follow our Milky Way Calendar).
4. Check the weather forecast before going out to take the picture. Cloudy skies will keep us from finding the Milky Way.
5. Once in the location, confirm the direction of the Milky Way. I use the “Augmented Reality Night” mode in the Photopills app to help me with this.
6. Reduce the brightness of the screen of your camera to avoid underexposing your photos.
7. Make sure the focus is correct before you start shooting the Milky Way – Focus manually to infinity using a bright star.
8. Set the best settings, using as a general reference:
 - Aperture: Maximum allowed by the lens.
 - ISO: Maximum allowed by the camera with noise under control.
 - Exposure: Follow the NPF rule
9. Edit and process your photographs if you want to highlight all the details and information in the Milky Way
10. Always look for new locations and unleash your imagination, the creative possibilities in Milky Way photography are endless!

Happy Shooting!

June 2025 celestial events

Cheryl Lalonde
PSA Representative
Saskatoon Photography Club



For those who love Night Sky Photography, here is a list of some events happening in June from the Photopills website.

June 1: Conjunction of the Moon and Mars.

The Moon passes 1.2° to the north of Mars at 09:48 UTC. The Moon is at a magnitude of -11.4, and Mars at a magnitude of 1.3. At this time the Moon phase is 32.7%.

June 11: Full Moon.

The Moon is on the opposite side of the Earth, so the Sun illuminates it completely. Full Moon is at 07:45 UTC.

Depending on where you are on Earth, it's on June 10.

Full Moon days are perfect for photographing it with an interesting subject.

June 19: Conjunction of the Moon and Saturn.

The Moon passes at 3.2° to the north of Saturn at 03:57 UTC. The Moon is at a magnitude of -11.8, and Saturn at a magnitude of 0.8. At this time the Moon phase is 46.1%.

June 21: June solstice.

The June solstice is at 04:44 UTC. This is also the first summer day (summer solstice) in the Northern Hemisphere and the first winter day (winter solstice) in the Southern Hemisphere.

If you are in the Northern Hemisphere, take advantage of the longest golden hour and blue hour of the year!

June 22: Conjunction of the Moon and Venus.

The Moon passes at 7.1° to the north of Venus at 08:36 UTC. The Moon is at a magnitude of -10.5, and Jupiter at a magnitude of -4.2. At this time the Moon phase is 13.3%.

June 25: New Moon.

The Moon is between the Earth and the Sun, so the bright side of the Moon is facing away from the Earth. The Moon phase is 0% at 10:33 UTC.

The days around the New Moon are great for photographing the night sky.

In June the Galactic Center of the [Milky Way](#) is visible. From Patagonia, where the skies are extremely clean, you can capture a beautiful vertical. And from the USA you have the option of capturing a panorama at the beginning of the night and a vertical one before Sunrise ;)

June 27: Conjunction of the Moon and Mercury.

The Moon passes at 2.5° to the north of Mercury at 06:03 UTC. The Moon is at a magnitude of -9.3, and Jupiter at a magnitude of 0.1. At this time the Moon phase is 4.5%.

June 30: Conjunction of the Moon and Mars (and occultation).

The Moon passes 0.1° to the north of Mars at 01:04 UTC. The Moon is at a magnitude of -11.0, and Mercury at a magnitude of 1.5. At this time the Moon phase is 24.1%.

In addition to this, Mercury goes behind the Moon on what's called an occultation.